

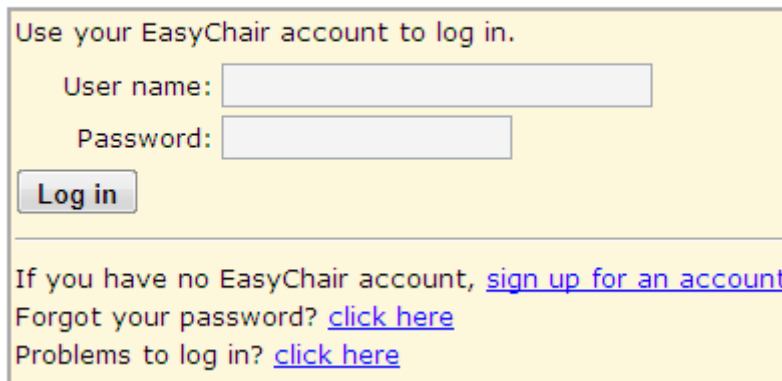
# The instruction of registration, draft paper submission and camera-ready paper submission

(URL: <https://www.easychair.org/conferences/?conf=liss2014>)

## 1. Registration

1.1 Logon the log-in screen of EasyChair. If you already have an EasyChair account, you can sign in with your user name and password and submit your paper.

### Log in to EasyChair for LISS2014



Use your EasyChair account to log in.

User name:

Password:

If you have no EasyChair account, [sign up for an account](#)

Forgot your password? [click here](#)

Problems to log in? [click here](#)

1.2 If you have no EasyChair account, you can sign up for an account by clicking the [“sign up for an account”](#)

1.2.1 Once you enter the web page of Registration Process, you should input the verification code firstly.



oreraP

else

oreraPelse

reCAPTCHA™  
stop spam.  
read books.

1.2.2 Then, please input your name and email address.



First name<sup>†</sup> (\*):

Last name (\*):

Email (\*):

1.2.3 You will see a feedback message.

## Account Application Received

We received your application. A mail with further instructions has been sent to the email address 13120633@bjtu.edu.cn.

### If You Do not Receive the Instructions

If you do not receive our mail with instruction on how to create an account, please read the following information.

Our mail server normally sends all mail within a few seconds. The following is an incomplete list of possible reasons for the problem.

1.2.4 Then you will receive an email from EasyChair. If you have not received the email, please check your spams in your Email .You should finish your registration process by clicking the link the email has provided.

~~Dear Fenfen Wang,~~

We received a request to create an EasyChair account for you. To create an EasyChair account, please click this link:

<https://www.easychair.org/account/create.cgi?code=SKPoMzFc6buG01cLym8f>

Best regards,  
EasyChair.

---

Please do not reply to this email. This email address is used only for sending email so you will not receive a response.

1.2.5 By clicking the link, you can see the page below. Please input your information to finish the registration process.

*User names are case-insensitive*

User name:

First name†:

Last name (\*):

Company/organization (\*):

Web site:

Phone (\*):

Address, line 1 (\*):

Address, line 2:

City (\*):

Post code (\*):

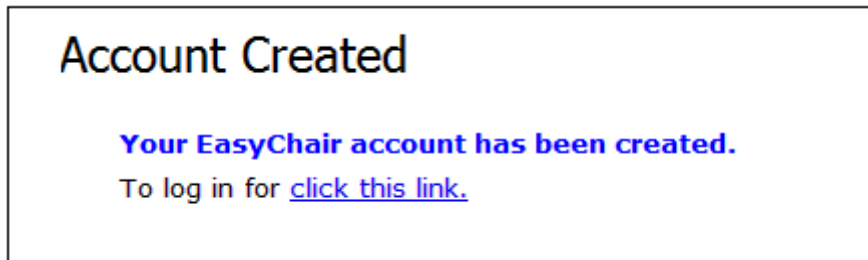
State (US only) (\*):

Country (\*):

Password (\*):

Retype the password (\*):

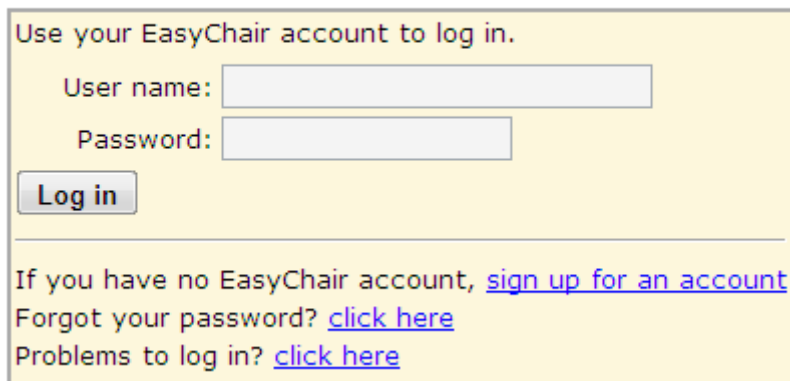
1.2.6 After finishing the registration, you will see a feedback notification. You can click the “click this link” to enter the log-in screen.



## 2.The instruction of submitting a draft paper.

2.1 Please sign in EasyChair with your EasyChair account. (URL: <https://www.easychair.org/conferences/?conf=liss2014>).

### Log in to EasyChair for LISS2014



Use your EasyChair account to log in.

User name:

Password:

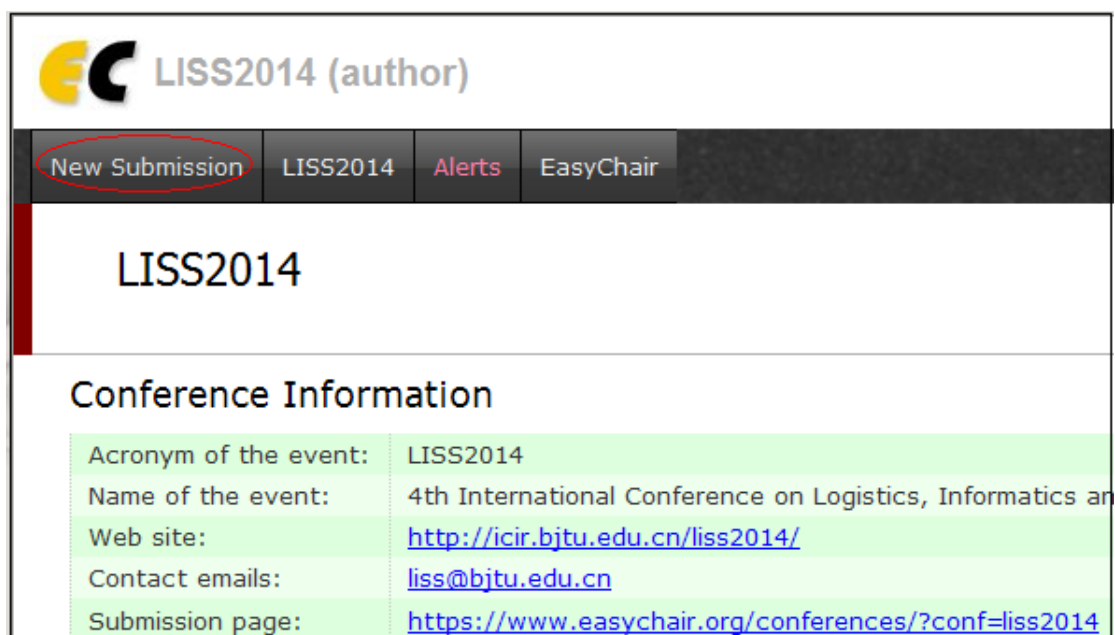
---

If you have no EasyChair account, [sign up for an account](#)

Forgot your password? [click here](#)

Problems to log in? [click here](#)

2.2 The page given below will appear when you successfully log in EasyChair. Please click the “New Submission” tab (marked by red ellipse) to submit a new paper.



**EC** LISS2014 (author)

[New Submission](#) | [LISS2014](#) | [Alerts](#) | [EasyChair](#)


## LISS2014

### Conference Information

Acronym of the event:	LISS2014
Name of the event:	4th International Conference on Logistics, Informatics and
Web site:	<a href="http://icir.bjtu.edu.cn/liss2014/">http://icir.bjtu.edu.cn/liss2014/</a>
Contact emails:	<a href="mailto:liss@bjtu.edu.cn">liss@bjtu.edu.cn</a>
Submission page:	<a href="https://www.easychair.org/conferences/?conf=liss2014">https://www.easychair.org/conferences/?conf=liss2014</a>

Notice: The meetings that you have attended by EasyChair will show on above page. click on the "LISS2014" link to enter the subsystem that you can submit your paper.

2.3 The following picture is a page for submitting a new paper. Input the authors' information (at least one of authors should be a corresponding author ),the title, abstract and keywords of the paper. At last, click the "Submit" button to affirm your submission.

 **LISS2014 (author)**

[New Submission](#) | [LISS2014](#) | [Alerts](#) | [EasyChair](#)

## New Submission for LISS2014

Follow the instructions, step by step, and then use the "Submit" button at the bottom of the form. The rec  
More information about submission to LISS2014 can be found on [LISS2014 Web site](#).

### Address for Correspondence

The information below will only be used for communication by post, if necessary.

Address, line 1 (\*):

Address, line 2:

City (\*):

Post code (\*):

State (US only) (\*):

Country (\*):

### Authors

For each of the authors please fill out the form below. Some items on the form are explained below.

- **Email address** will only be used for communication with the authors. It will not appear in public Web pag
- **Web site** can be used on the conference Web pages, for example, for making the program. It should be
- Each author marked as a **corresponding author** will receive email messages from the system about this

**Author 1** ([click here to add yourself](#)) ([click here to add an associate](#))

First name<sup>†</sup> (\*):

Last name (\*):

Email (\*):

Country (\*):

Organization (\*):

Web Site:

Corresponding author:

**Author 2** ([click here to add yourself](#)) ([click here to add an associate](#))

First name<sup>†</sup> (\*):

Last name (\*):

Email (\*):

**Keywords**  
Type a list of keywords (also known as key phrases or key terms), **one per line** to characterize your submission. You should specify at least three keywords.

Keywords (\*):

**Topics**  
Please select topics relevant to your submission from the following list.

<input type="checkbox"/> Service Management	<input type="checkbox"/> SS on Advanced Management Decision Making Techniques and Application, Guoyin Jiang
<input type="checkbox"/> Logistics Management	<input type="checkbox"/> SS on comprehensive service, Ruijiang Wang
<input type="checkbox"/> Information Management	<input type="checkbox"/> SS on Innovation in Service Science, Mingyu Zhang
<input type="checkbox"/> Engineering Management	<input type="checkbox"/> SS on USTB
<input type="checkbox"/> SS on Beijing Institute of Graphic Communication	<input type="checkbox"/> SS on FTZ and Supply Chain Management, Huang Youfang
<input type="checkbox"/> SS on Zhucui Jing, CCISR	

**Upload Paper**  
The submission should be in one of the following formats:

1. PDF (file extension .pdf).
2. Word document (file extension .doc).
3. LaTeX file (file extension .tex).
4. Word open XML document (file extension .docx).

If you submit only an abstract, then tick the Abstract Only box, else upload the submission.

Paper:   Abstract Only:

**Ready?**  
If you filled out the form, press the 'Submit' button below. **Do not press the button twice: upload**

Note:

(1) If you just want to submit your abstract, please choose “Abstract Only”. If not, please submit the draft paper using the upload control, the format of which should be PDF, DOC or DOCX.

(2) When choose the topics, please choose the SS which is accord with your paper.

(3) **Notice: All submitted papers should follow the rules that the conference submission version sets. You can download the template of Microsoft Word and Latex from the official conference website (<http://icir.bjtu.edu.cn/liss2014/Download/index.jhtml>).**

## 2.4 Querying the submitted draft paper

2.4.1 After a new paper(the draft paper) is submitted, the page below will show up to inform you of your paper ID marked by the red ellipse (Please keep the Paper ID in your mind because the Paper ID is an unique identification of your paper). The "Submission 8" tab will appear on the right side of "New Submission" tab. Click the “Submission 8” tab to enter the page which shows the paper information, you can change the information of your paper or upload the latest version. The new submitted version will replace the previous one. You can change the submission information many times.

EC LISS2014 (author)

New Submission Submission 8 LISS2014 Alerts EasyChair

**LISS2014-Submission 8**

If you want to **change any information** about your paper or withdraw it,  
For all questions related to processing your submission you should contact

**The submission has been saved!**

Paper 8	
Title:	qqqqqqqq
Paper:	<a href="#">Word document</a>
Author	asas
keywords:	dd ff
Topics:	Information Management, Logistics Management
Abstract:	davvvvdfaaaaaaaaaaaaaaaaaaaaa
Time:	Nov 26, 02:59 GMT
Address:	北京市海淀区西直门外上园村3号 Beijing 100044 China

2.4.2 The following page will show up if you click the "New Submission" to submit paper one more time. The "My Submissions" tab will appear on the right side of "New Submission", and it can show all paper numbers when you click the tab. If you want to modify the paper, firstly choose the corresponding paper number, and then click the corresponding paper to change the information or upload the latest version of your paper. The new submitted version will replace the previous one.

EC LISS2014 (author)

New Submission **My Submissions** LISS2014 Alerts EasyChair

Submission 4  
Submission 9

**LISS2014-Submission 9**

If you want to **change any information** about your paper or withdraw it, use  
For all questions related to processing your submission you should contact

**The submission has been saved!**

Paper 9	
Title:	ssssssssss
Paper:	<a href="#">Word document</a>
Author	qwqw
keywords:	eer ff
Topics:	Engineering Management
Abstract:	sdssssssssssssssssssssssss
Time:	Nov 26, 03:06 GMT
Address:	北京市海淀区西直门外上园村3号 Beijing 100044 China

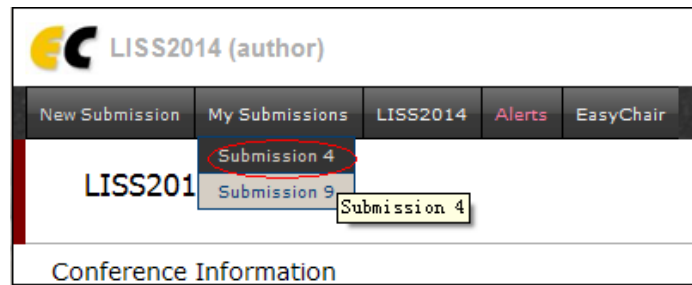
### 3. The instruction of submitting the camera-ready paper.

3.1 Logon EasyChair paper submission system of LISS 2014.

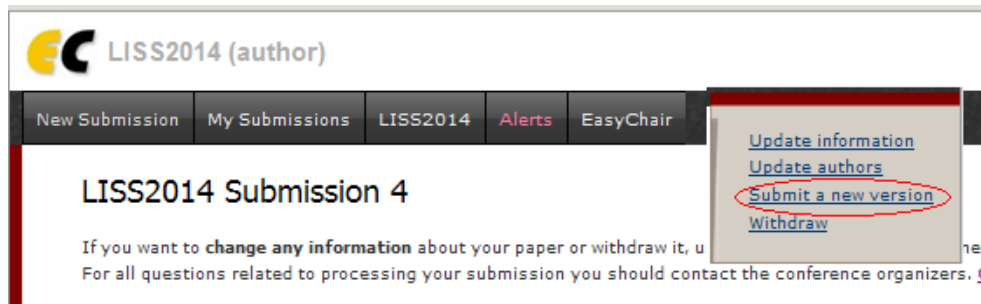
(URL: <https://www.easychair.org/conferences/?conf=liss2014>)

3.2 Choose your paper ID which has been marked by the red circle to enter the paper information

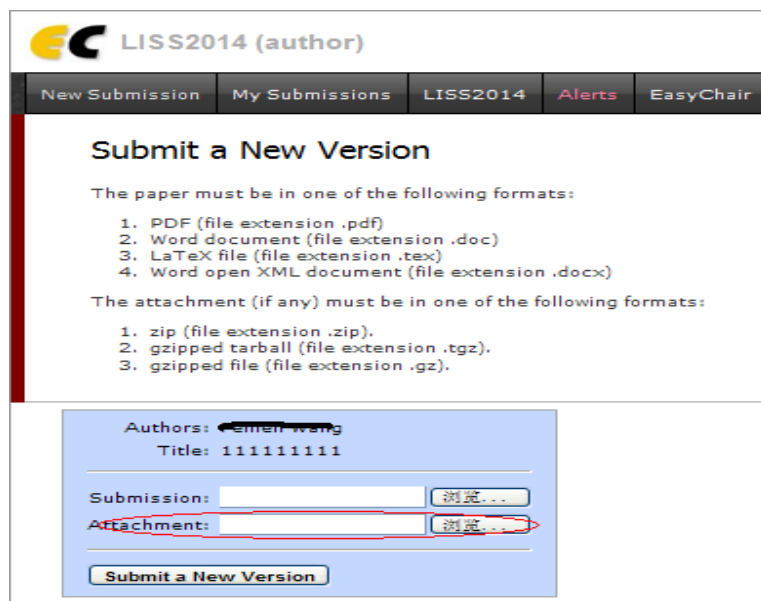
page.



3.3 Click “submit a new version” which has been marked by the red circle to submit your camera-ready paper.



3.4 The following page is for submitting the camera-ready paper. You must choose the “Attachment” button to upload package of the final version.




Please note:

- (1) All files should be submitted as a gzipped tarball(\*.zip,\*.tgz,\*.gz).
- (2) The package should include 5 documents
  - 2 final version(pdf & doc/docx)
  - The scanning copy or photo of assignment of copyright which should be personally signed
  - The scanning copy or photo of payment voucher which should be personally signed
  - Registration form

- If the author is a student, the scanning copy or photo of student card is necessary.

3.5 your camera-ready paper is submitted successfully when the page below pops up


LISS2014 (author)

New Submission
My Submissions
LISS2014
Alerts
EasyChair

## New Version of Submission 4

Your attachment has been uploaded successfully. Thank you for submitting!

Paper 4	
Title:	111111111
Paper:	<a href="#">Word open XML document</a>
Attachment:	<a href="#">file</a>
Author	111
keywords:	22 33
Topics:	Service Management
Abstract:	1111111111111
Time:	Nov 21, 12:04 GMT
Address:	北京市海淀区西直门外上园村3号 Beijing 100044 China

Authors				
first name	last name	email	country	organizatio
[redacted]	Wang	[redacted]@bjtu.edu.cn	China	北京交通大学